



Dear Masters World Cup Racers,

We are a week away from the start of the races! Everything is looking really good at the Canmore Nordic Centre Provincial Park. There is beautiful snow and lots of volunteers are already putting everything together to make your experience in Canmore a memorable one.

We thought that sending you a note with frequently asked questions and other information would help make your experience of traveling and arriving in Canmore seamless. (we hope!)

So, be ready - this is a lot of information!

We can't wait to welcome you to Canmore.

Your friends in Canmore
Masters World Cup 2022
Organizing Committee

What you must do - right away!! There is a deadline.

- Check the confirmation list to ensure that all information is accurate.
- [Link to official confirmation list.](#)
- Please email raceseecretariat@albertaworldcup.com with any changes. **Deadline: Monday February 28 at noon Mountain Time.**


The [OFFICIAL PROGRAM](#) is now available online.

You will get a paper copy in your participant package, but we thought that this would be a helpful tool ahead of arriving in Canmore! From shuttle information to competition information, we have it covered!

Our website www.mwc2022.com will be the ultimate source of information during our event. Not finding the information that you need, send us a note at info@albertaworldcup.com.

MWC2022.COM    [@ALBERTAWORLDCUP](https://www.instagram.com/ALBERTAWORLDCUP)





Traveling to Canada from the US or an International location

A few tips...

- Make sure to download and fill out the free [ArriveCan app](#). Please use the official Government of Canada website provided on this link. Not sure how to use the ArriveCan tool, here is a [video on how to](#).
- A reminder that participants arriving after February 28, midnight, will now be allowed to provide a Negative Rapid Antigen Test within 24 hrs of arrival in Canada from a certified provider (a new option). [Here is the information for arrival after February 28](#).
- Please make sure to bring your official proof of vaccination documents and/or QR code.

Safe travels to Canada!

Making your way to Canmore...


- How to get to Canmore: see transportation option [on our website](#)
- Are you looking for information on things to do once in Canmore: [Visit Tourism Canmore Kananaskis](#) to plan your activities, dining experience and more!
- [Masters World Cup 2022 Program](#)
- [Shuttle schedule](#)
- Parking is available at the Canmore Nordic Centre. **Please be advised that vehicles parking at the Canmore Nordic Centre will need to have a [Kananaskis Conservation Pass](#).** As you arrive at the venue, there will be signs directing you to the online purchase website. You need to know your vehicle license # in order to sign up and pay for your pass.

ONLINE OFFICIAL MERCHANDISE STORE

- Want to buy some souvenirs for yourself, friends or family. Place your order ahead of time to avoid disappointment, we have limited quantities. [ONLINE STORE LINK](#)
- Orders will be available at our official Masters World Cup store, when you check-in for your participant's package.

[MWC2022.COM](#)    [@ALBERTAWORLDCUP](#)





SOME OTHER FREQUENTLY ASKED QUESTIONS...

When will start lists be available?

We will email all participants with a link to start lists on Tuesday morning.

When can I pick-up my race package?

Your race bag will be ready for pick-up starting March 3rd at the race office (Biathlon Building, see the venue map of the Canmore Nordic Centre Provincial Park on p.5 of [the program](#)). Every participant is required to pick-up their own package.

RACE OFFICE HOURS: March 3-4-8 9:00AM to 3:00PM
 Race Days 7:30AM to 3:00PM

Wrist bands during the event


We will be using wristbands to identify MWC2022 participants. From taking the shuttle to showing your wristband for a discount at the Save-On Foods Grocery store, please make sure to keep your wristband on for the duration of the event. See our [program](#) for more information on discounts provided from businesses in Canmore. You brought a partner/spouse or guest who will need to take the shuttle, just ask the race office for an extra wristband.

Do I need to buy a trail pass?

Your registration fee covers your trail pass from March 4-11. If you plan on training on March 3, you can purchase a trail pass at a reduced rate at our Official Masters World Cup store (near the race office). \$7.50 each (cash or credit card)

MWC2022.COM    @ALBERTAWORLDCUP





Weather and Snowpack Information, *it's very good!*

Canmore Weather:

- typical relative humidity during winter is 35%--50%
- typical snowfall pattern is multiple thin snow layers
- Occasional chinook effect, periodic droughts.
- Winter of 2021/22 has had all of these.

Snow Type currently at the Canmore Nordic Centre (Feb 22, 2022)

- Inner Trails (5k trail) man made snow, mixed with natural snow; frequently groomed and tilled. Current state is fully transformed snow mixed with natural snow.
- Very hard snow pack with top 5cm loose on top when freshly groomed.
- Outer Trails (10 & 15k trails) natural snow only; fully transformed snow mixed with new snow.
- Very hard snow pack with 5cm loose snow on top when freshly groomed.

Season to date:

- Good snowfall amount since early December.
- Most of the season's snow fell at cold or very cold temperatures.
- Natural snow crystal type = fine grained. Recent chinook converted this into fully transformed snow. Icy classic tracks on all trails.
- Recent fresh snow added 10cm of cold, fine grained snow. This has been maintained due to recent cold period (overnights -25 -- -30C, daytime -15 -- -20C).
- Trails are mix of sun-exposed and forest trails.

Current Forecast from [The Weather Network](#) for period March 3-9

- Overnight temperatures -10 to -14C;
- daytime highs steady throughout at -3 to -8C.
- Fresh snow expected on all days between March 3 – 9, amounts 1-5cm each day.

Expected Conditions

- Cold, dry new snow on top of a very hard snowpack.
- With daily grooming, some mixing may occur, but unlikely to change the basics of the snowpack.